

## Replacement Bearings

Replacement Bearings are high quality tapered roller bearings, designed for high-speed use. All bearings have industry standard numbers, regardless of the brand. Inner dimension of bearing is included for your convenience.



PART NO.	REF. NO.	DESCRIPTION	I.D.
L44643	128800	INNER / OUTER FOR BT8	1.000
L44649	129000	INNER / OUTER FOR BTR, OUTER FOR #84 SPINDLES	1.063
L68149	129200	INNER FOR #84 SPINDLES	1.378
1779	129400	OUTER FOR 22834 HUB	0.938
2788	129600	INNER FOR 22834 HUB	1.500
LM48548	129800	INNER FOR AH25555F AGRICULTURAL HUB	1.375
LM67048	130000	OUTER FOR 8-201-5, 8-213-5	1.250
15123	130400	OUTER FOR 42655, 42656, 8-174-5	1.250
14125A	130600	OUTER FOR 42865, 42866, 8-219-4, 8-231-9	1.250
25580	130800	#42, 8K, 9K INNER (PRE 10/89), OUTER FOR #99	1.750
31-71-3	130875	50MM CARTRIDGE STYLE, NEV-R-LUBE	50MM
31-72-3	130885	35MM CARTRIDGE STYLE, NEV-R-LUBE	35MM
31-73-3	130900	42MM CARTRIDGE STYLE, NEV-R-LUBE	42MM
02475	131000	OUTER FOR 8-231-8, 8-218-9, 8-187-7	1.250
2585	131200	OUTER FOR 8-232-5	1.313
387A	131400	OUTER FOR 8-214-5, INNER FOR 8-288-3	2.250
395S	131600	INNER FOR 8-214-5	2.625
3984	131800	INNER FOR 8-216-5, 8-214-8, 8-217-5, 8-272-5	2.625
28682	132000	OUTER FOR 8-216-5, 8-214-8, 8-217-5, 8-727-5	2.250
28580	132200	INNER FOR ALL #99 SPINDLES	2.000
JM205149	132600	FOR 090814 HAYES 10K	1.969
JM511946	132800	FOR 090814 HAYES 10K	2.559
HM212049	133000	OUTER FOR 20K - 25K AXLES	2.625
HM218248	133100	INNER FOR 20K - 25K AXLES	3.542
LM11949	133200	OUTER FOR AH15450E AGRICULTURAL HUB	0.750
29749	133600	FOR AH30660F AGRICULTURAL HUB	1.500
501349	133800	OUTER FOR AH60080F, INNER FOR AH35660F	1.625
506849	134000	FOR AH60880F AGRICULTURAL HUB	2.165
603049	134200	FOR AH45880F AGRICULTURAL HUB	1.781

# Redline<sup>SM</sup> Wheel Bearing Kits

TRAILER REPAIR PARTS

**Makes Bearing Replacements Easier and Quicker!  
One Kit Per Wheel Required!**

**Wheel Bearing Kits are available for:**

- Applications ranging from the BT8 1" spindle to 7,000 lb. spindles
- All kits include: Double Lip Grease Seals, allowing kits to be used with standard or E-Z Lube Spindles.

**Each Wheel Bearing Kit includes:**

- One Inner Bearing and Race
- One Outer Bearing and Race
- Grease Seal
- Cotter Pin

PART NO.	REF. NO.	OUTER BEARING	INNER BEARING	SEAL	SEAL I.D.
BK1-100	128611	L44643	L44643	12192TB	1.249"
BK1-150	128621	L44649	L44649	10-60	1.500"
BK2-100	128641	L44649	L68149	10-19	1.719"
BK3-100	128662	15123	25580	10-36	2.250"
BK3-110	128664	15123	25580	10-10	2.125"
BK3-200	128684	14125A	25580	10-36	2.250"
BK3-210	128686	14125A	25580	10-10	2.125"
BK3-300	128704	LM65048	25580	10-36	2.250"
BK3-310	128706	LM67048	25580	10-10	2.125"



## Replacement Races

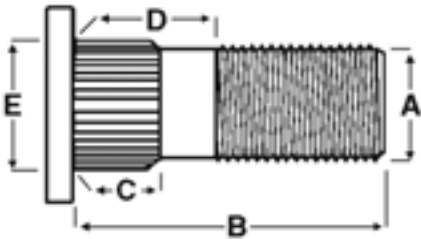
PART NO.	REF. NO.	DESCRIPTION	O.D.
L44610	134400	FOR L44643, L44649 BEARING	1.980
1729	134600	FOR 1779 BEARING	2.240
2729	134800	FOR 2788 BEARING	3.000
L68111	135000	FOR L68149 BEARING	2.362
LM48510	135200	FOR LM48548 BEARING	2.563
LM67010	135400	FOR LM67048 BEARING	2.328
15245	135600	FOR 15123 BEARING	2.441
14276	135800	FOR 14125A BEARING	2.717
25520	136200	FOR 25580 BEARING	3.265
28521	136800	FOR 28580 BEARING	2.875
02420	137000	FOR 02475 BEARING	2.688
2520	137200	FOR 2585 BEARING	2.750
382A	137400	FOR 287A BEARING	3.813
394A	137600	FOR 395S BEARING	4.331
28622	137800	FOR 28682 BEARING	3.844
3920	138000	FOR 3984 BEARING	4.438
JM205110	138200	FOR JM205149 BEARING	3.543
JM511910	138400	FOR JM511946 BEARING	4.331
LM11910	139000	FOR LM11949 BEARING	1.781
29710	139200	FOR 29749 BEARING	2.563
501310	139400	FOR 501349 BEARING	2.891



## Wheel Studs - Drive In

Dimensions are as follows:

A=Thread Diameter, B=Stud Length, C=Spline Length, D=Base Length, E= Spline Diameter.

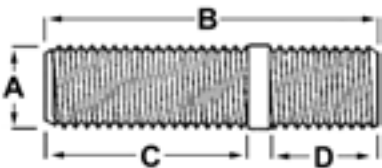


PART NO.	REF. NO.	A	B	C	D	E
LB169	144425	1/2"	1-11/64"	0.38	0.52	0.545
165981	144400	1/2"	1 1/2"	0.25	0.65	0.62
7-122	144600	1/2"	1 13/16"	0.62	0.73	0.61
09251510	144750	1/2"	1 7/8"	0.26	0.52	0.54
LB2.0	144775	1/2"	2"	0.38	0.52	0.545
7-150	144800	1/2"	2-3/32"	0.62	0.73	0.61
166013	144900	1/2"	2 3/8"	0.65	0.85	0.61
165995	145000	1/2"	2 1/2"	0.68	1.38	0.54
7-223	145300	9/16"	2"	0.58	0.75	0.69
7-132	145200	9/16"	2-5/16"	0.31	0.81	0.69
7-257	145310	9/16"	2-1/2"	0.31	0.81	0.689
7-224	145350	5/8"	2 1/2"	0.71	1.15	0.69
7-232	145400	5/8"	2 3/4"	0.83	1.03	0.69
1660151	146000	5/8"	2 3/4"	0.79	0.97	0.65
090737	145800	5/8"	2 13/16"	0.58	0.8	0.68
7-115	145600	5/8"	3 1/8"	0.31	1.39	0.69
9251513	146400	5/8"	3 1/4"	0.58	1.45	0.66
7-194	145325	M22 X 1.5"	3-15/16"	0.5	0.72	0.97

## Wheel Studs - Screw In

Screw-in studs are threaded on both ends. Dimensions are as follows:

A=Thread Diameter, B= Overall Length, C=Lug Nut End Length, D= Hub End Length.

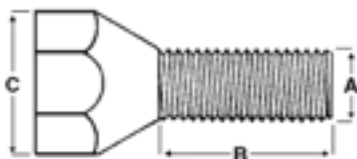


PART NO.	REF. NO.	A	B	C	D
25-53	147800	1/2"	2"	1 1/16" FINE	1 3/16" FINE
25-51	148000	1/2"	2"	7/8" FINE	5/8" COARSE
25-11	148200	9/16"	3"	1 9/16" FINE	3/4" COARSE
25-48	148800	5/8"	3"	1 9/16" FINE	1" COARSE
25-13-1	149000	3/4"	2 1/2" RH	1" FINE	1 1/4" COARSE
25-13-2	149200	3/4"	2 1/2" LH	1" FINE	1 1/4" COARSE

## Wheel Bolts

Use the following table to choose the correct wheel bolt. Dimensions are as follows:

A=Thread Diameter, B=Thread Length, C= Head Size.



PART NO.	REF. NO.	A	B	C	DESCRIPTION
X1064	143200	1/2"	7/8"	1 3/16"	FINE THREAD, 60° CONED
LB509	143300	1/2"	7/8"	1 3/16"	FINE THREAD, 90° CONED
LB569	143400	9/16"	1 1/8"	7/8"	FINE THREAD, 90° CONED
090753	143600	1/2"	1 5/8"	7/8"	COARSE THREAD, FLAT HEAD
090702	143800	1/2"	1 7/8"	7/8"	FINE THREAD, FLAT HEAD
7-23	144000	1/2"	2 1/4"	7/8"	COARSE THREAD, FLAT HEAD

## Packaged Wheel Bolts & Studs

PART NO.	REF. NO.	DESCRIPTION
RG02-020	142900	WHEEL BOLT, 1/2" DIA., 13/16" HEAD, 1" LONG, 60° (QTY 4)
RG02-040	142910	WHEEL BOLT, 1/2" DIA., 13/16" HEAD, 7/8" LONG, 90° (QTY 4)
RG02-060	142920	WHEEL BOLT, 9/16" DIA., 7/8" HEAD, 1 1/8" LONG, 90° (QTY 4)
RG03-020	144100	DRIVE-IN STUD, 1/2" DIA., 1 1/2" LONG (QTY 4)
RG03-040	144110	DRIVE-IN STUD, 1/2" DIA., 1 13/16" LONG (QTY 4)
RG03-060	144120	DRIVE-IN STUD, 1/2" DIA., 1 7/8" LONG (QTY 4)
RG03-080	144130	DRIVE-IN STUD, 1/2" DIA., 2 1/2" LONG (QTY 4)
RG03-120	144140	DRIVE-IN STUD, 5/8" DIA., 3 1/8" LONG (QTY 4)
RG03-140	144150	DRIVE-IN STUD, 5/8" DIA., 2 13/16" LONG (QTY 4)



AXLE  
COMPONENTS

## Wheel Nuts

PART NO.	REF. NO.	DESCRIPTION	O.D.
916N	078400	9/16" HEX NUT RH, USE W/15-2 CLAMP	7/8"
STN569	140200	9/16" HEX WHEEL RH, 90° CONED	1"
N10R	140500	7/16" WHEEL NUT RH, 60° CONED	3/4"
X1023R	140600	1/2" WHEEL NUT RH, 60° CONED	13/16"
6-200	140625	TORQ-N-GO™ 1/2" STD WHEEL NUT RH, 60° CONED	13/16"
6-201	140650	TORQ-N-GO™ 1/2" ACORN/CAP WHEEL NUT RH, 60° CONED	13/16"
6-53	140800	9/16" WHEEL NUT RH, 60° CONED	7/8"
6-109	141000	5/8" WHEEL NUT RH, 90° CONED	1 1/16"
X1148	141200	5/8" WHEEL NUT RH, 90° CONED	15/16"
X1149	141400	5/8" WHEEL NUT LH, 90° CONED	15/16"
95188	141600	5/8" FLANGED WHEEL NUT RH	1 1/8"
6-69-1	142000	WHEEL NUT, RH INNER BUDD TYPE	1 3/16"
6-69-2	142200	WHEEL NUT, LH INNER BUDD TYPE	1 3/16"
6-70-1	142400	WHEEL NUT, RH OUTER BUDD TYPE	1 1/2"
6-70-2	142600	WHEEL NUT, LH OUTER BUDD TYPE	1 1/2"
33-52-1	142800	WHEEL RETAINING RING 9K-12K, USE W/6-109 NUTS	N/A
6-118	141700	M22 X 1.5 WHEEL NUT, SWIVEL-FLANGE	1 5/16"



## Rim Clamps

PART NO.	REF. NO.	DESCRIPTION	USE WITH:
15-2	149600	RIM CLAMP, UTG & MH STYLE	14.5" SINGLE RIMS



## Packaged Rim Clamps and Wheel Nuts

PART NO.	REF. NO.	DESCRIPTION
RG01-020	139900	RIM CLAMP FOR MOBILE HOME & UTILITY 14.5" RIMS, (QTY 5)
RG01-040	139910	9/16" X 7/8" HEX WHEEL NUT RH THREAD (QTY 5)
RG01-060	139920	1/2" X 13/16" CONE WHEEL NUT RH THREAD, 60° CONED (QTY 5)
RG01-080	139930	9/16" X 7/8" CONE WHEEL NUT RH THREAD, 60° CONED (QTY 4)
RG01-100	139940	5/8" X 1 1/16" CONE WHEEL NUT RH THREAD, 90° CONED (QTY 4)
RG01-120	139950	5/8" X 1 1/8" FLANGED WHEEL NUT RH THREAD (QTY 4)
RG01-150	139980	1/2" WHEEL LOCK SET, INCLUDES 2 LOCKS & 1 KEY





84545BX

## Boxed Hub Assemblies

Each Kit Contains:

- Hub with pressed in Race & Studs
- Bearings
- Grease Cap
- Grease Seal



PART NO.	REF. NO.	BOLT PATTERN	OUTER BEARING	INNER BEARING	SEAL	FITS SPINDLE
34822BX	105410	4 ON 4"	L44643	L44643	34823	BT8
34822545BX	106210	5 ON 4.5"	L44643	L44643	34823	BT8
84545BX	107010	5 ON 4.5"	L44649	L68149	58846	#84
84550BX	107810	5 ON 5"	L44649	L68149	58846	#84

***INCREASE YOUR SALES!***  
***WITH OUR NEW...***



## ***PROFIT CENTERS***

Part #: PC-4RG-2

Ref. #: 497585

4' Running Gear-Small

This Profit Center is filled with items necessary on every trailer. From wheel nuts, to bearing kits, to replacement hubs, this Profit Center has what your customers need.

(also available w/higher quantities as Part# PC-4RG-1)



**SHELVING NOT INCLUDED.**

*For more Profit Center Ideas, see Section M of this catalog!*