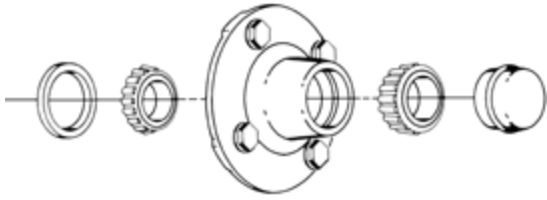


## Agricultural Hubs

We have Agricultural Hubs and Spindles in the most popular bolt patterns for use in building or repairing implement wagons, carts or machinery. Agricultural hubs and spindles are designed for low-speed applications; weight capacities shown for speeds not to exceed 20 m.p.h.

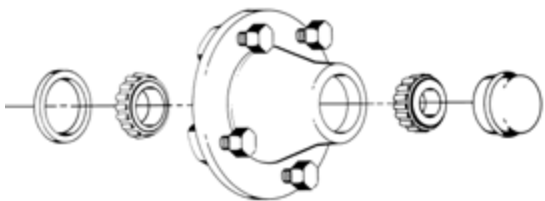
### 4 Bolt, 5" Bolt Circle



- **LM67048 Inner, LM11949 Outer Bearing**
- Capacity of 1,500 lbs. per each
- Use with spindle #AS1500E

PART NO.	REF. NO.	DESCRIPTION
AH15450ECOMP	125600	COMPLETE HUB ASSY- INCLUDES THE FOLLOWING
AH15450E	125400	AGRICULTURAL HUB ONLY, DRILLED & TAPPED
LM67048	130000	INNER BEARING
LM11949	133200	OUTER BEARING
LM67010	135400	INNER RACE
LM11910	139000	OUTER RACE
SL150	160400	GREASE SEAL (2.332" O.D., 1.50" I.D.), SINGLE LIP
1527	151000	GREASE CAP, 1.957" O.D., DRIVE-IN
LB509	143300	WHEEL BOLT, 1/2" DIAMETER

### 5 Bolt, 5.5" Bolt Circle



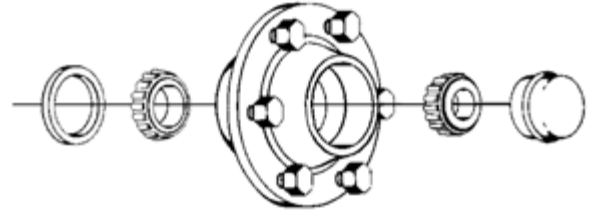
- **LM48548 Inner, LM67048 Outer Bearing**
- Capacity of 2,500 lbs. per each
- Use with spindle #AS2500F

PART NO.	REF. NO.	DESCRIPTION
AH25555FCOMP	126000	COMPLETE HUB ASSY- INCLUDES THE FOLLOWING
AH25555F	125800	AGRICULTURAL HUB ONLY, DRILLED & TAPPED
LM48548	129800	INNER BEARING
LM67048	130000	OUTER BEARING
LM48510	135200	INNER RACE
LM67010	135400	OUTER RACE
SL175	160600	GREASE SEAL (2.722" O.D., 1.75" I.D.), SINGLE LIP
45896	151600	GREASE CAP, 2.44" O.D., DRIVE-IN
LB509	143300	WHEEL BOLT, 1/2" DIAMETER

Agricultural Spindles Shown on Page B-9

## 6 Bolt, 6" Bolt Circle

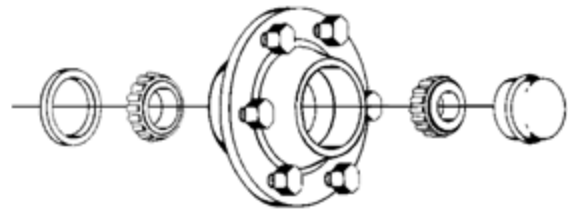
- **29749 Inner, LM67048 Outer Bearing**
- Capacity of 3,000 lbs. per each
- Use with spindle #AS3000E



PART NO.	REF. NO.	DESCRIPTION
AH30660FCOMP	126400	COMPLETE HUB ASSY- INCLUDES THE FOLLOWING
AH30660F	126200	AGRICULTURAL HUB ONLY, DRILLED & TAPPED
29749	133600	INNER BEARING
LM67048	130000	OUTER BEARING
29710	139200	INNER RACE
LM67010	135400	OUTER RACE
SL175	160600	GREASE SEAL (2.722" O.D., 1.75" I.D.), SINGLE LIP
45896	151600	GREASE CAP, 2.44" O.D., DRIVE-IN
LB509	143300	WHEEL BOLT, 1/2" DIAMETER

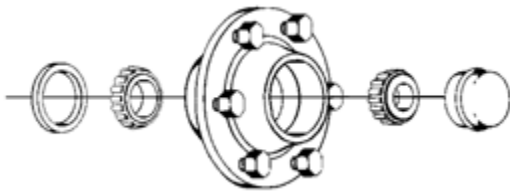
## 6 Bolt, 6" Bolt Circle

- **501349 Inner, LM67048 Outer Bearing**
- Capacity of 3,500 lbs. per each
- Use with spindle #AS3500F



PART NO.	REF. NO.	DESCRIPTION
AH35660F-SCOMP	126825	COMPLETE HUB ASSY- INCLUDES THE FOLLOWING
AH35660F-S	126625	AGRICULTURAL HUB ONLY, STUDDED
501349	133800	INNER BEARING
LM67048	130000	OUTER BEARING
501310	139400	INNER RACE
LM67010	135400	OUTER RACE
SL200	160800	GREASE SEAL (3.066" O.D., 2.00" I.D.), SINGLE LIP
45896	151600	GREASE CAP, 2.44" O.D., DRIVE-IN
STN569	140200	9/16" HEX WHEEL NUT

## 6 Bolt, 6" Bolt Circle

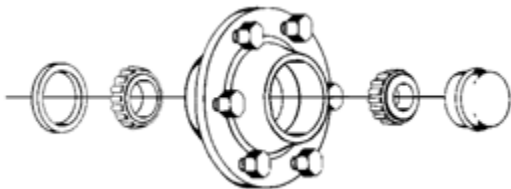


- **25580 Inner, LM67048 Outer Bearing**
- Capacity of 3,000 lbs. per each
- Use with #42 spindles
- For spindles requiring 2 1/4" I.D. grease seal



PART NO.	REF. NO.	DESCRIPTION
42660UC1	126150	COMPLETE HUB ASSY- INCLUDES THE FOLLOWING
8-213-8	126100	AGRICULTURAL HUB ONLY, DRILLED & TAPPED
25580	130800	INNER BEARING
LM67048	130000	OUTER BEARING
25520	136200	INNER RACE
LM67010	135400	OUTER RACE
42385	159600	GREASE SEAL (3.376" O.D., 2.250" I.D.), SINGLE LIP
45896	151600	GREASE CAP, 2.44" O.D., DRIVE-IN
LB569	143400	WHEEL BOLT, 9/16" DIAMETER

## 6 Bolt, 6" Bolt Circle



- **25580 Inner, LM67048 Outer Bearing**
- Capacity of 3,000 lbs. per each
- Fits Dexter 5,200 lbs. thru 7,000 lb. axles
- For Spindles requiring 2 1/8" I.D. Grease Seal

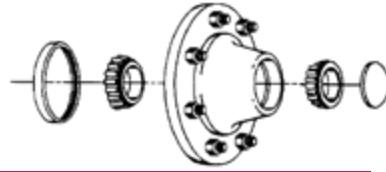


PART NO.	REF. NO.	DESCRIPTION
8-213-8UC1	126125	COMPLETE HUB ASSY- INCLUDES THE FOLLOWING
8-213-8	126100	AGRICULTURAL HUB ONLY, DRILLED & TAPPED
25580	130800	INNER BEARING
LM67048	130000	OUTER BEARING
25520	136200	INNER RACE
LM67010	135400	OUTER RACE
10-1	159800	GREASE SEAL (3.376" O.D., 2.125" I.D.), SINGLE LIP
45896	151600	GREASE CAP, 2.44" O.D., DRIVE-IN
LB569	143400	WHEEL BOLT, 9/16" DIAMETER

Agricultural Spindles Shown on Page B-9

## 8 Bolt, 8" Bolt Circle

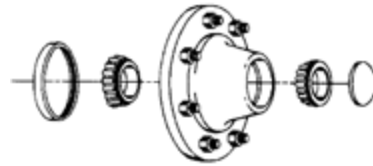
- **603049 Inner, LM67048 Outer Bearing**
- Capacity of 4,500 lbs. per each
- Use with spindle #AS4500F



PART NO.	REF. NO.	DESCRIPTION
AH45880F-SCOMP	127250	COMPLETE HUB ASSY- INCLUDES THE FOLLOWING
AH45880F-S	127225	AGRICULTURAL HUB ONLY
603049	134200	INNER BEARING
LM67048	130000	OUTER BEARING
LM67010	135400	OUTER RACE
SL226	161000	GREASE SEAL (3.066" O.D., 2.250" I.D.), SINGLE LIP
45896	151600	GREASE CAP, 2.44" O.D., DRIVE-IN
STN569	140200	9/16" HEX WHEEL NUT

## 8 Bolt, 8" Bolt Circle

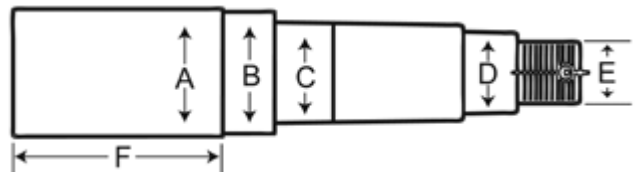
- **501349 Outer, 506849 Inner Bearing**
- Capacity of 6,000 lbs. per each
- Use with spindle #AS6000F



PART NO.	REF. NO.	DESCRIPTION
AH60880FCOMP	127400	COMPLETE HUB ASSY- INCLUDES THE FOLLOWING
AH60880F	127300	AGRICULTURAL HUB ONLY
506849	134000	INNER BEARING
501349	133800	OUTER BEARING
501310	139400	OUTER RACE
SL275	161200	GREASE SEAL (3.756" O.D., 2.75" I.D.), SINGLE LIP
1609	152600	GREASE CAP, 3.125" O.D., DRIVE-IN
6-109	141000	5/8" HEX WHEEL NUT RH

## Agricultural Spindles

Each spindle comes complete with nuts and washers.



PART NO.	REF NO.	CAPACITY	A	B	C	D	E	F
AS1500E	127600	1500 LB	1.62	1.50	1.25	.75	3/4"-16 UNF	5 3/8
AS2500F	127800	2500 LB	1.75	1.75	1.37	1.25	3/4"-16 UNF	8
AS3000F	128000	3000 LB	1.75	1.75	1.50	1.25	3/4"-16 UNF	5
AS3500F	128200	3500 LB	2.00	2.00	1.63	1.25	3/4"-16 UNF	5 1/2
AS4500F	128400	4500 LB	2.25	2.25	1.78	1.25	3/4"-16 UNF	8 1/4
AS6000F	128600	6000 LB	2.75	2.75	2.16	1.63	1"-14 UNF	8 1/4