

Chrome Edge Trim



This flexible plastic molding has a permanent chrome finish, and is easy to cut and install. It fits up to 1/8" thick material, and has a pressure-sensitive adhesive in the interior channel to insure a permanent installation.

PART NO.	REF. NO.	DESCRIPTION
SAT102ET	364050	CHROME EDGE TRIM, FITS UP TO 1/8" WIDE MATERIAL, 50' ROLL

Self Adhesive Trim



SAT137CWE

- Flexible, Faster Installation
- Labor Saving, Self Adhesive Tape
- UV Resistant, Water Spot Resistant
- Cost effective rolls; cut & use as needed



SAT100C

PART NO.	REF. NO.	DESCRIPTION	WIDTH	LENGTH
SAT100C	364065	FLAT, CHROME	1"	100' ROLL
SAT125C	364070	FLAT, CHROME	1.25"	100' ROLL
SAT137CBK	364075	CHROME W/COLOR INSET, BLACK	1.379"	100' ROLL
SAT137CWE	364080	CHROME W/COLOR INSET, WHITE	1.379"	100' ROLL

"V" Trim



Aluminum V Trim is used throughout the horse and stock trailer industry to give that "extra" touch to the front of the trailer. It can be easily worked to create special effects.

PART NO.	REF. NO.	DESCRIPTION	WIDTH	LENGTH
49VS-12	361000	"V" CHROME TRIM	1 1/8"	12'

Lipped Trim



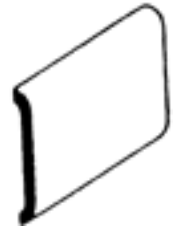
Available in 1", 1 1/4" or 1 5/8" width, Lipped Trim is designed to be used as a decorative trim to cover the unfinished edges of a lapped joint.

PART NO.	REF. NO.	DESCRIPTION	WIDTH	LENGTH
1923-12	362200	ALUMINUM TRIM	1"	12'
1924-12	362400	ALUMINUM TRIM	1 1/4"	12'
2625-12	362800	ALUMINUM TRIM	1 5/8"	12'

Flat Trim

Used as a seam covering, this Flat Trim is 3/4" wide and 12' in length.

PART NO.	REF. NO.	DESCRIPTION	WIDTH	LENGTH
213-12	362000	FLAT ALUMINUM TRIM	3/4"	12'



Drip Rail Trim

Drip Rail Trim is used over openings and doors to channel water away from the opening. It is available in 3/4" or 1 1/4" widths.

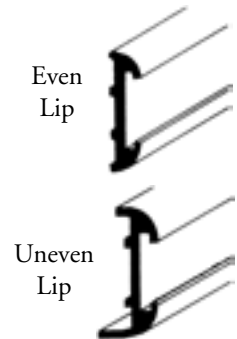
PART NO.	REF. NO.	DESCRIPTION	WIDTH	LENGTH
688-12	361200	DRIP RAIL, ALUMINUM	3/4"	12'
788-12	361400	DRIP RAIL, ALUMINUM	1 1/4"	12'



Insert Trim

Insert Trim is used in many different ways to color coordinate trailers. It can also be used to cover lapped joints and flat seams. Used with any color of vinyl insert, this trim adds a nice touch to any trailer.

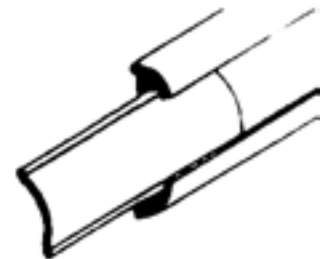
PART NO.	REF. NO.	DESCRIPTION	WIDTH	LENGTH
1904-12	361600	UNEVEN LIP, ALUMINUM	1 3/16"	12'
2605-12	361800	EVEN LIP, ALUMINUM	1 1/4"	12'



Vinyl Insert

Use this Vinyl Insert with 1904, 2605 trim. Sold by the roll (1,000') or by the foot.

PART NO.	REF. NO.	DESCRIPTION	WIDTH	LENGTH
CT8BK	363200	BLACK VINYL INSERT	1"	CUT TO LENGTH
CT8SL	363700	SILVER/ALUMINUM VINYL INSERT	1"	CUT TO LENGTH
CT8WE	363800	WHITE VINYL INSERT	1"	CUT TO LENGTH



Trim End Cap

Used to finish the end of 2605 or 1904 Series Insert Trim, this Aluminum Cap protects the trim and insert from damage.

PART NO.	REF. NO.	DESCRIPTION
E2605CE	364000	END CAP FOR 1904, 2605 INSERT TRIM

